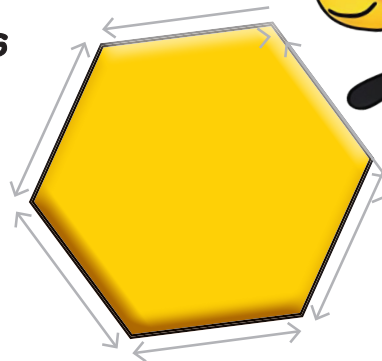


HEXAGONS

A HEXAGON SHAPE HAS 6 SIDES.


A REGULAR HEXAGON

- All the sides are equal in length.
- The opposite sides of a hexagon are parallel to each other.




EVER WONDERED WHY A HONEYCOMB CELL IS A HEXAGON SHAPE?

ROUND shapes inside the honeycomb would not fit together very well and the bees would need to produce a lot more wax.





CLEVER BEES!



SQUARE shapes would fit together nicely but would not be very strong.

TRIANGULAR shapes would fit well but would have to be big and would use a lot of extra wax.



DIFFERENT and ODD sized shapes, would be messy and very disorganised in the hive!

THE HEXAGON IS PERFECT!

